

Lift
VSpace



Contents

Our company

2	SODIMAS in France
4	SODIMAS worldwide
5	Our references
6	Permanent innovation
8	A full range of lifts adaptable at will
10	Eco-design at the heart of our products

Our know-how

12	Signalling
14	Aesthetics by SODIMAS
16	Electrical architecture
17	Motor
18	SOLIMAX: safe travel
19	Users under 24-hour protection
20	Accessibility

The VSpace

22	Pushing back space boundaries
24	Our ambitions
25	Maximum technology in minimum space
26	Our ecological approach
28	VSpace aesthetics
30	Lift car features and dimensions VSpace with counterweight
35	Lift car features and dimensions VSpace without counterweight





SODIMAS in France

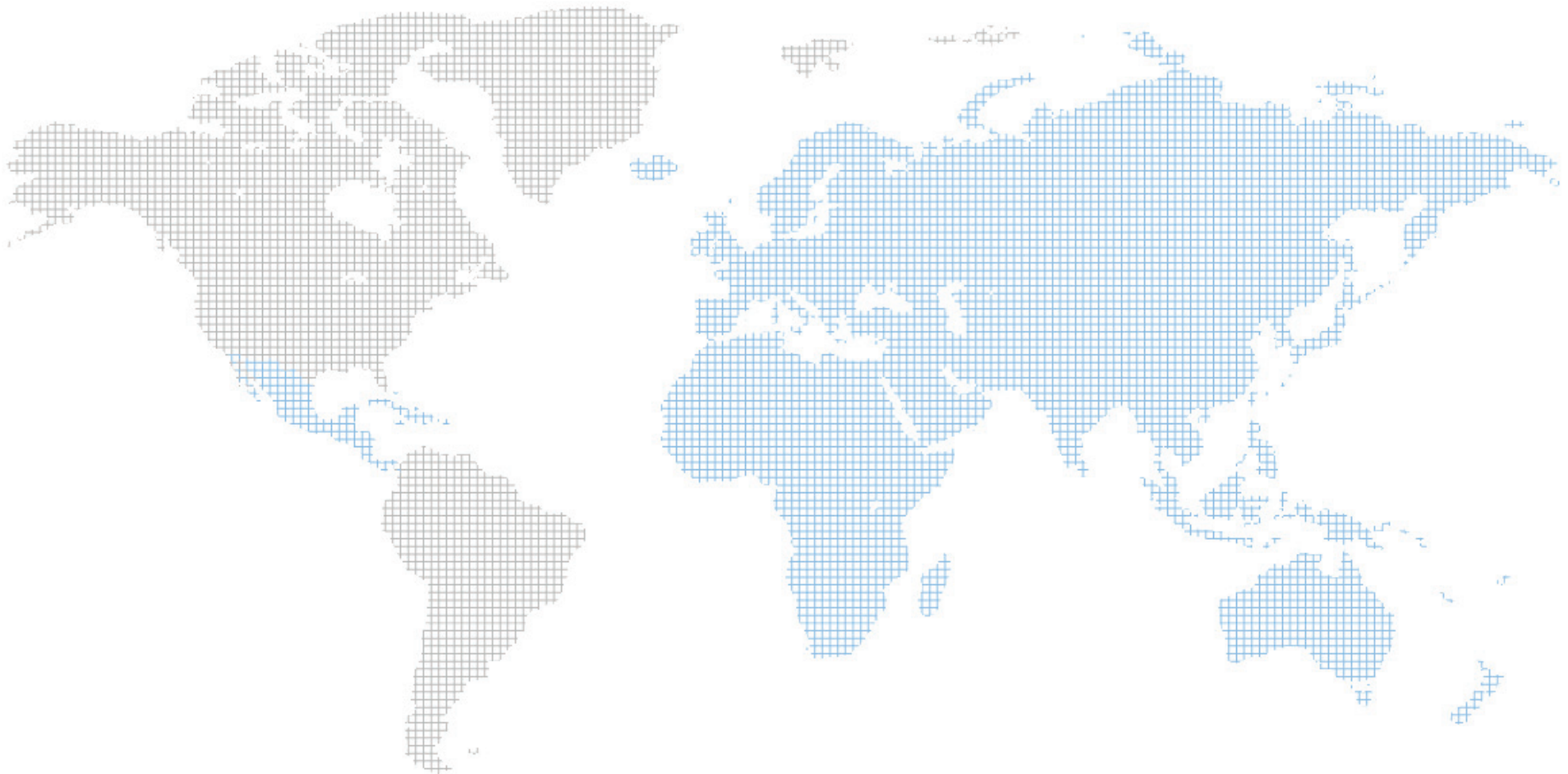
Over 40 years' experience.

SODIMAS is created in 1975. Its first job concentrates on the sale of components, straight away stamping the company mark on the history of this profession by offering the sale of pre-assembled kits to facilitate the installation of lifts.



After this, other major events continued to be thought up and created by SODIMAS, changing, making safe and modernising lifts. This included integration of industrial frequency conversion, the creation of low overhead machine room less and the use of gearless traction machines. Creation, research and innovation are the lines of development enabling our customers to find the best suited solution they need and in their constraints; from the single part to the entire kit using a full range of solutions to modernise the existing installation.







Our references

Hotel Gelendzhik - Russia



The African Renaissance Monument - Dakar - Senegal





Permanent innovation



1975 Sodimas, creation of the first components' distributor in France.



1980 SODIMAS invents the lift in kit-form.

1985 1st NG01 electronic controller.

1992 Integration of industrial frequency conversion.

1997 SODIMAS produces its first generation lift without a machine room.

1998 First patented PMD280 dual direction safety gear.

2003 Integration of the gearless motor across the whole range.

2005 Patented belt replaces cables.



2007 Optimisation of pre-wiring with the Quick Install system.

2010 Latest generation multiplexer.

2011 Position and speed control using SIL3 secure magnetic tape.

2012 First single-phase lift.



2013 SPEED - unique variable speed eco-energy solution.

2014 First 100% solar energy lift.

2015 VSpace lift, a concentration of know-how.

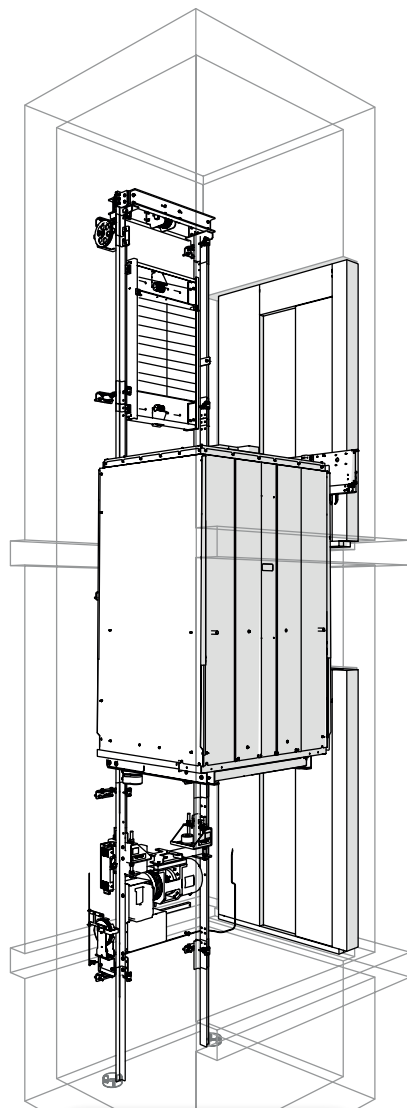
Over 40 years:

over 30,000 lifts designed
33 patents registered



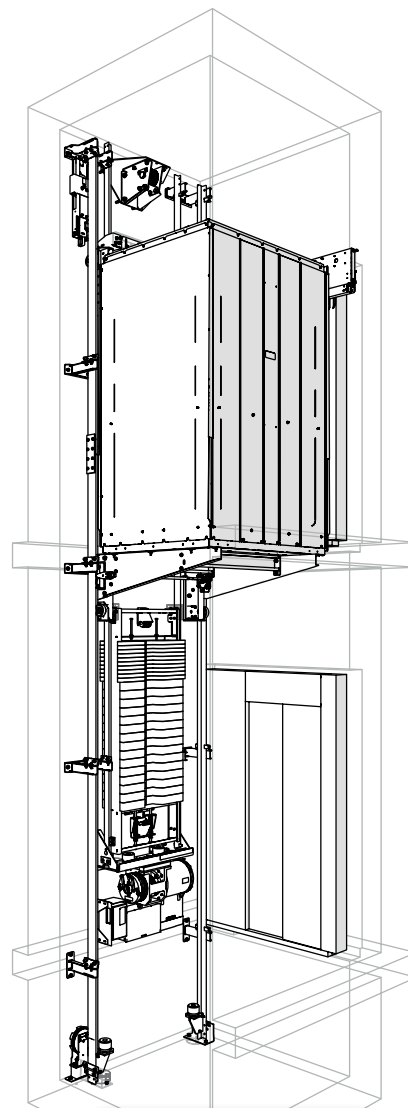


A full range of lifts adaptable at will



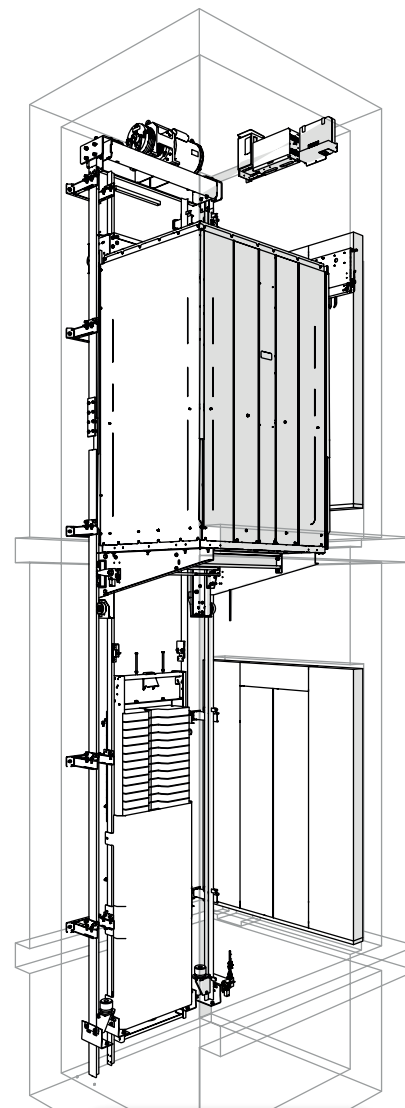
Small
Médium reduced headroom

*Homes
Homelift*



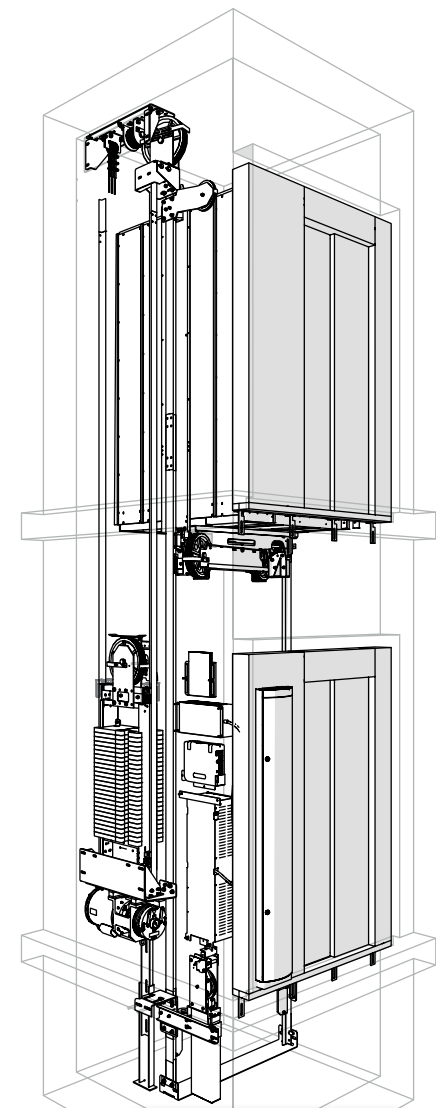
Médium
Machine below

*Homes
Offices with average height
Businesses*



Médium
Machine above

*Homes
Offices with average height
Businesses*



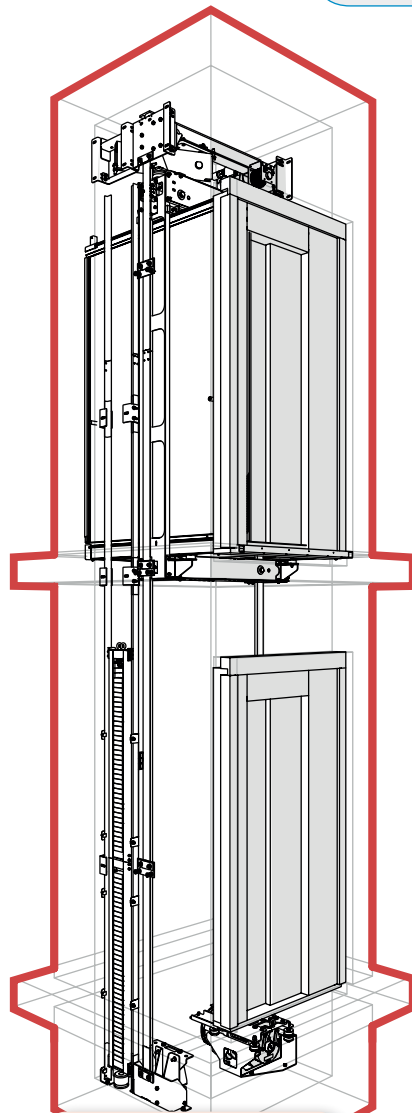
VMBe
Machine below

*Prestigious buildings
Offices with high traffic
Hospitals + panoramic*

Without machine room

For your demands of special lifts such as the lifts of load, very big load, panoramic, etc.... SODIMAS is at your disposal to conduct feasibility studies.

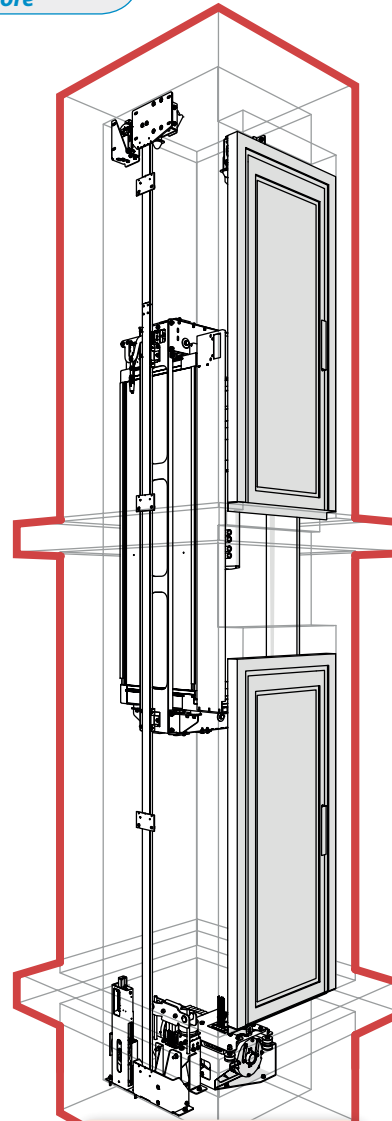
The custom-made product offer until 50 % of surface of car in more



VSpace

With counterweight

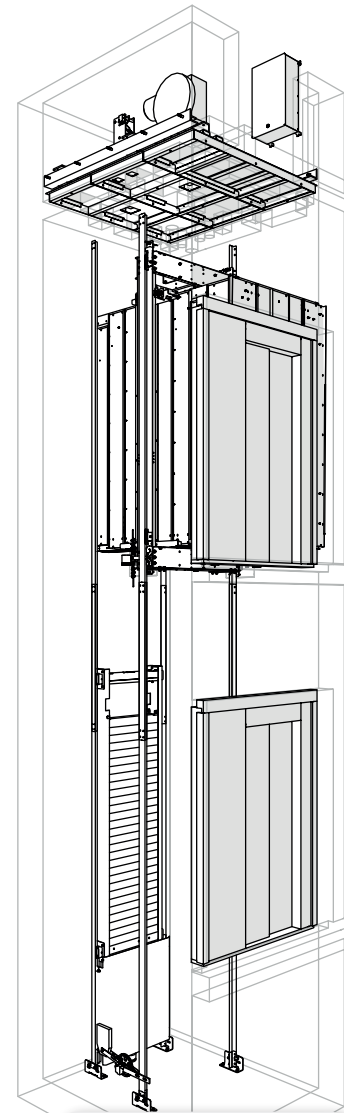
Homes
Offices with average height
Businesses



VSpace

Without counterweight

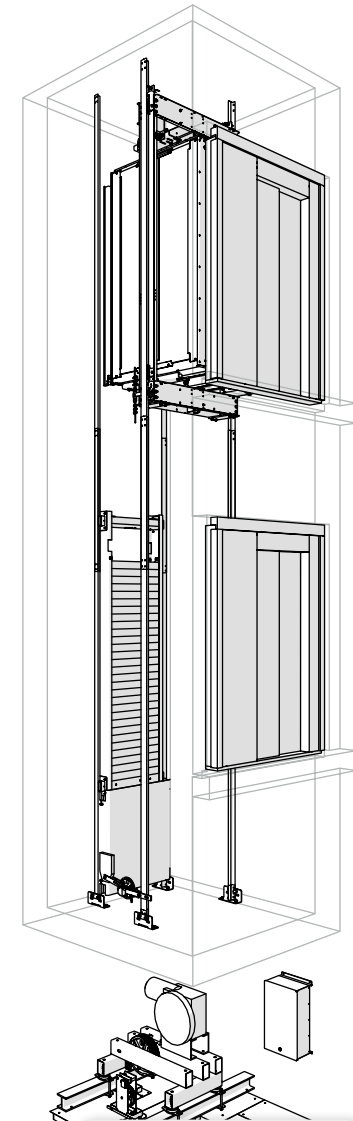
Homes
Offices with average height
Businesses



Eesy

Machine above

All types of market
+ panoramic



Eesy

Machine below

All types of market
+ panoramic

With or without machine room

With machine room



Eco-design at the heart of our products



Speed, invented by SODIMAS, is unique innovative patented technology based on the variable moving speed of the lift car depending on the load carried.

This technology helps to reduce energy consumption very significantly (30%), improves traffic and increases the moving speed.

By limiting the power generated, achieved by adapting the speed according to the load, the *Speed* range operates on a single-phase network for cars up to a 630 Kg payload. This is a major benefit in sizing the installation and connecting it to different renewable energy systems, such as solar energy, for example.

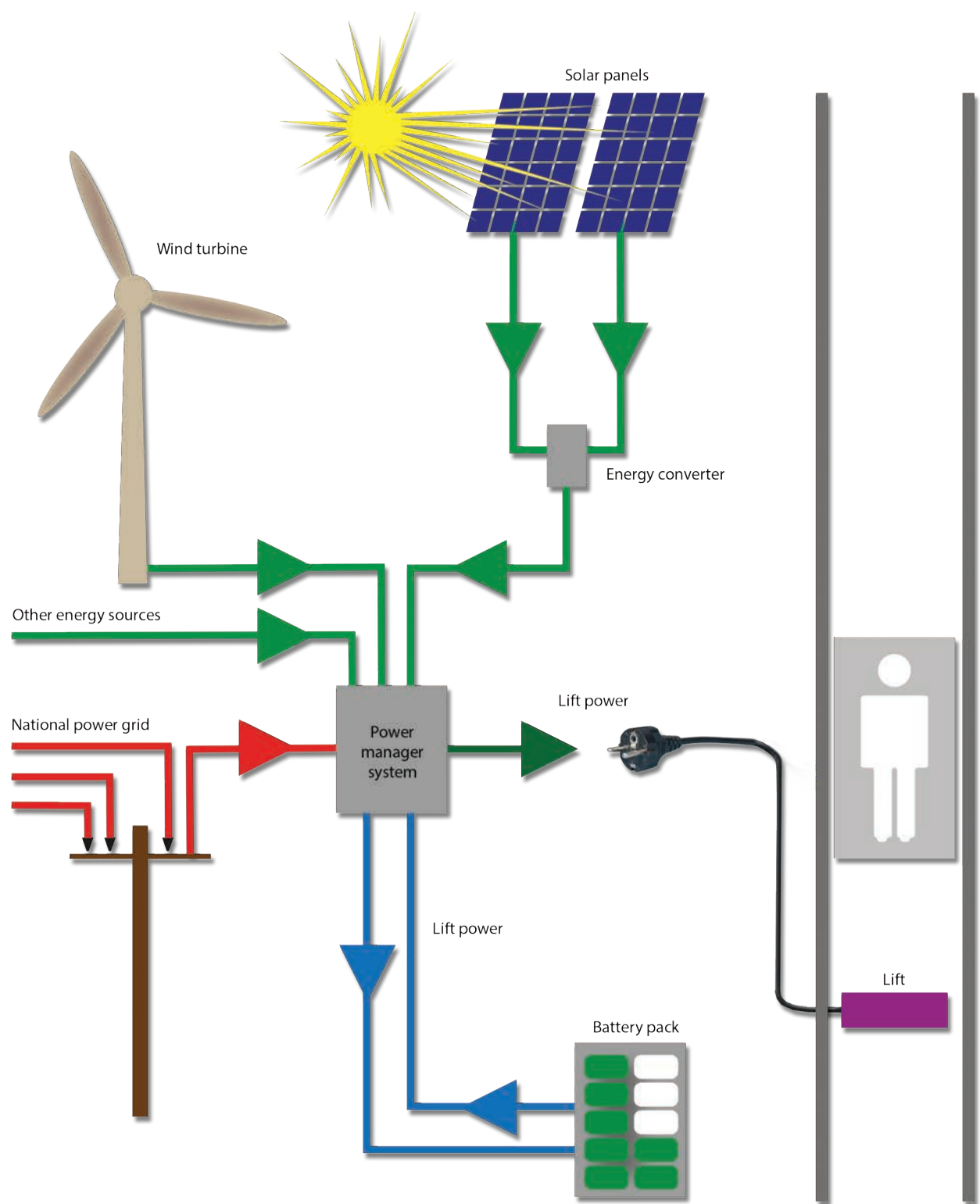
Already intended for operation using renewable energy, *Speed* allows free choice of the energy source used.

Speed is designed for operation on the complete range of SODIMAS devices.

+30% energy savings

+30% traffic --> speed $\pm 30\%$.

+30% reaction time --> speed $\pm 30\%$.



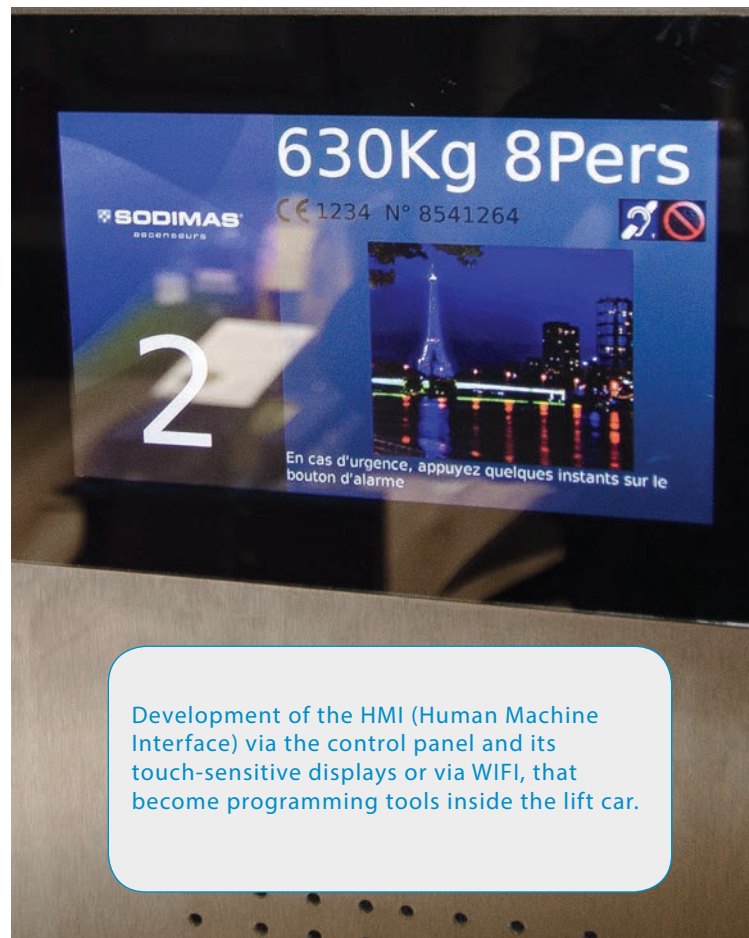


Signalling

SODIMAS set up a Research and Development department many years ago responsible for designing the most efficient and visual communication in the lift car and on the landings, making use of the lift as easy as possible for the users.

The Bluestyle range has been developed, fitted with the most recent technological innovations, to integrate latest generation colour displays.

Design, modernity and reliability are SODIMAS' fundamental development principles for answering our customers' expectations.



Development of the HMI (Human Machine Interface) via the control panel and its touch-sensitive displays or via WIFI, that become programming tools inside the lift car.








Esthétique by SODIMAS



The SODIMAS lift cars are manufactured at our French factories and can be adapted to all architectural styles and projects due to the quality of the materials used and their carefully designed finishing.








Electrical architecture

Quick Install is concentrated technology based on a microprocessor that combines power and processing speed with a real time processing system. Communication with lifts equipped with Quick Install is provided via an universal mobile tool that uses the ZigBee secure transmission standard. Quick Install is now equipped with the SIL3 SoLIMAX secure system that controls all the functions relating to positioning.







Motor

Latest generation motor

developed and manufactured specially for Sodimas, in collaboration with the world leader who supplies all the machines from our machine room less lifts range.

The Medium, VM and Vspace devices are equipped with Gearless machine that operates without oil and whose acoustic performance is recognized as being the best on the market.

The concept developed by Sodimas on machine room less products, such as the VM, is based on the separation of the traction (closed loop belt) and the suspension of the lift car using cables. This concept is particularly well suited to this type of machine.






SOLIMAX: travel made safe

SODIMAS has not stopped innovating every since the company was created, seeking to improve the safety of its products and facilitate their installation and maintenance.

SODIMAS has produced another innovation with its new SoLIMAX sensor that enables accurate and secure data to be provided on lift car speeds and positions.

With the SoLIMAX solution, certified by the TÜV, the SIL3 secure position sensor enables the following functions to be integrated and controlled independently:

- the position of the extreme limits of travel, inspection, control of deceleration
- the creep area defined in amendment A3
- the levelling and early opening zone
- the speed and overspeed control
- the absolute position of the car to an accuracy of 2mm
- the safeguard position after a power cut.



Users under 24-hour protection

Total compliance with the latest standard, EN 81-28, our lifts are on-line 24 hours a day using autonomous and secure technology.

Hands-free triphone remote alarm



In-car audio microphone + speaker unit module



GSM module to replace a wired telephone line (Pstn)



Acoustic loop amplifier with roof antenna



Two-way communication, optional GSM modules, compatible call units, easy-install inductive loop audio modules and amplifiers, the SODIMAS remote alarm meets all the regulatory and standard requirements.




Accessibility

Today, 20% of the population are over 60 years and this proportion will reach 30% in 2030.

Accessibility will be soon at the heart of the concerns for citizens (mobility, independence assistance for the frail elderly, fight against dependency, etc.).

The lift is a tool for accessibility to the elderly and people with reduced mobility; so plan and prepare right now for our future with **VSpace!**





Pushing back space boundaries

50% extra car area

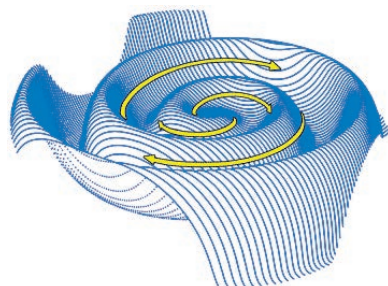
60% extra capacity

VSpace



Our ambitions

VSpace



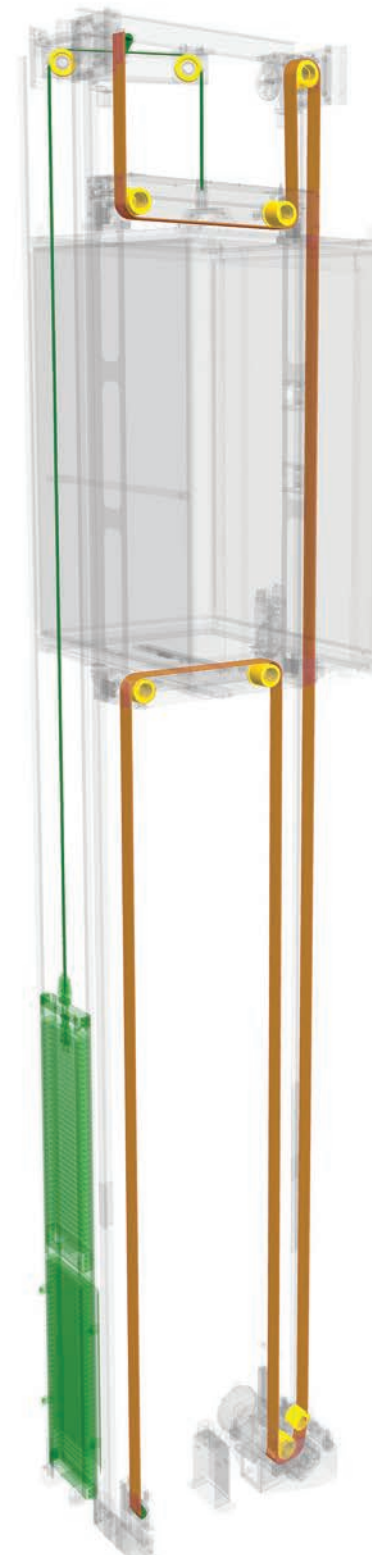
- Optimising the replacement of existing lifts.
- Simplifying the creation of lifts in existing buildings.

VSpace is the most suitable solution on the market. It offers the largest car for the available space.

Up to 50% extra surface inside the car without altering the structure of the existing building.
The latest technical solutions meeting accessibility needs and thus enhancing the existing building.

The concept

- The lift car travels by means of a closed loop polyurethane belt
- Energy consumption is kept to a minimum by a balancing weight held by cables, counterbalancing all or part of the weight of the lift car
- The moving speed is adapted to the load in the lift car, improving traffic and optimising the installation.




Maximum technology in minimum space

- Optimisation of weights in motion

In order to obtain optimum lift car dimensions with a minimum consumption of energy, the use of honeycomb panelling is required.

The use of aluminium allows a benefit of 150kg for an 8-person lift car.



- Modular design of all the mechanical units.

Advanced research into the product has enabled the design of mechanical units adapted to the available dimensions using an industrial approach. Specially designed for all lifts modelled in the 1960s and 1970s.

- Combined traction and suspension.

Our patented technology is still applied to **VSpace** through the combination of a traction belt to move the lift and cables to ensure suspension of the lift car.

- **VSpace** is equipped with new technology *Speed* that guarantees a moving speed adapted to the load in the lift car.

+30% energy saving **+30%** traffic --> speed $\pm 30\%$. **+30%** reaction time --> speed $\pm 30\%$.

- Eco-design at the heart of the product.

SODIMAS is continuing to innovate to reduce the energy footprint of its products.

The **VSpace** *Speed* now works with all renewable energy sources and can be modified over time.

Our ecological approach



In this ecological approach, **VS**pace combines:

- The synchronous motor across the whole range.
- The standby system for electrical equipment.
- The application of the *Speed* technology.
- LED lighting in the lift car.
- The removal of equipment in the shaft (challenge made possible through the SoLIMAX, the CANbus, the direct to level control system, amongst others).
- The Quick Install control system unit.
- 230V single phase supply.
- Reduced unavailability time.
- The total elimination of oil in the shaft.

The development of the **VS**pace has incorporated the job site dimension to optimise assembly at the customer's premises.

It includes:

- Factory pre-assembly of huge mechanical components.
- The supply of mounting template.
- The pre-configuration of installation parameters.
- The self-learning system for the shaft.
- The packaging optimisation.
- The option of having specific tooling.



VSpace aesthetics



Operating panel


Partially or totally glazed walls following products



2-toned walls, handrail opposite the push button box, mirror at the back of the lift car.

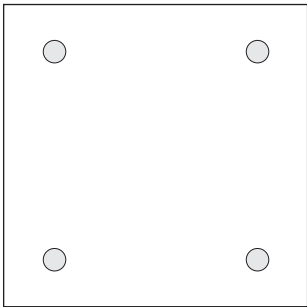


Tints in the choice in our range walls and floors

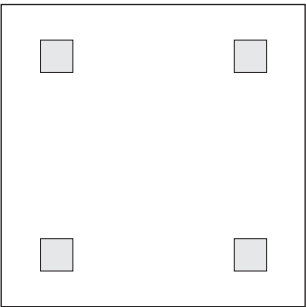


False ceilings *

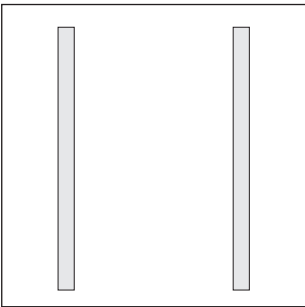
LED spot lights



Square LED lighting



Strip LED lighting



* optional



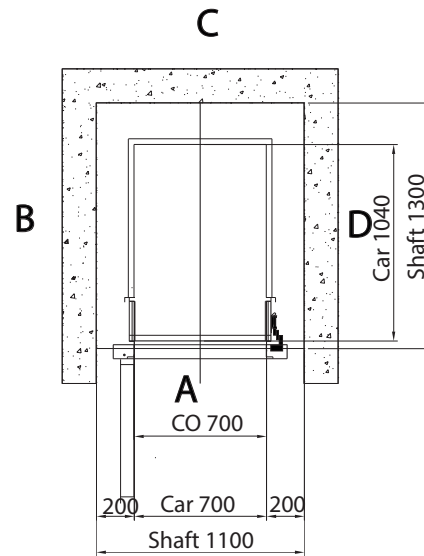
Characteristics

VSpace with counterweight

Rated load	from 180 to 630 Kg
Number of passengers	from 2 to 8
Speed	1±30% m/s <i>Speed</i> technology
Maximum travel	30 meters
Suspension	2/1 belt
Number of levels	10 max
Car dimensions	Custom made
Power supply	230 V single-phase or 400 V three-phases
Motor	Gearless 4 kW
Position of the machinery	Top machinery or without machinery (Motor in lower section)
Height at top level (HDN)	3,000 mm minimum for a lift car height of 2,140 mm
Pit depth	700 mm minimum
Landing doors	Manual or automatic Option of retaining existing door frames
Clearance height	2,000 mm
Clearance	from 600 to 900 mm
Number of service sides	1 side
Door finishing	Primer, stainless steel
Control system	QItouch controller
Shaft detection	SoLIMAX

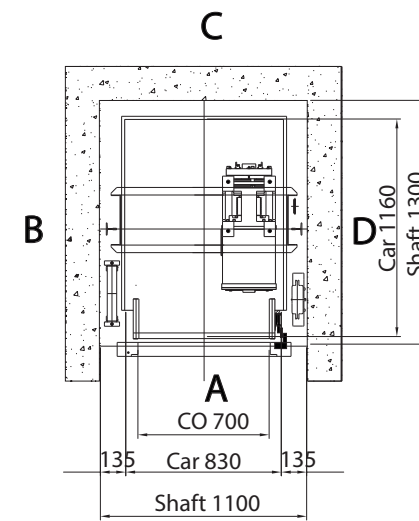
Years 1970

300Kg



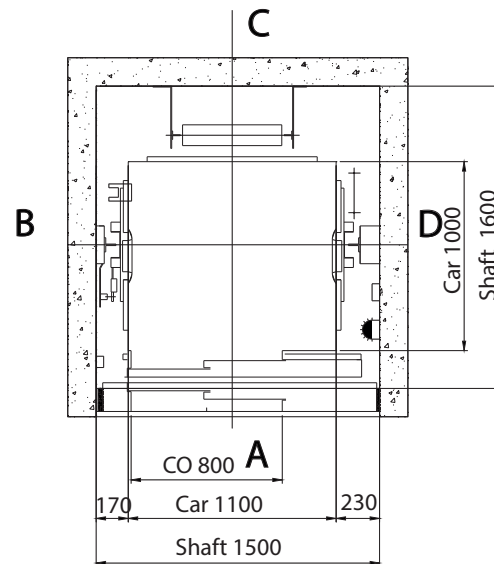
VSpace

350 Kg



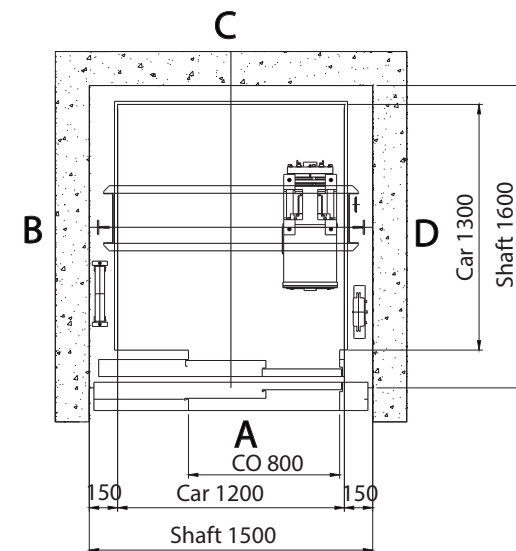
Years 1970

400Kg

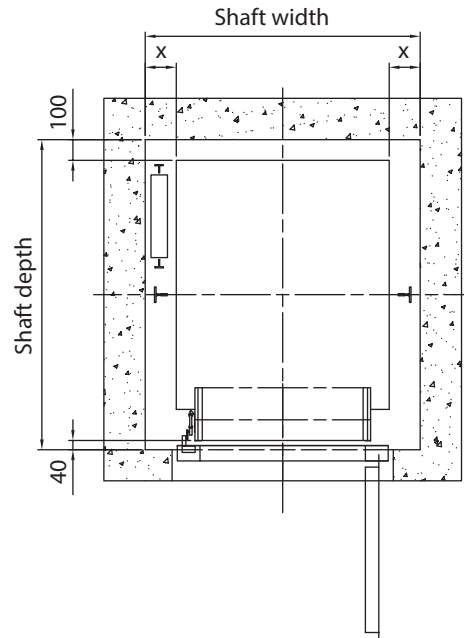


VSpace

630 Kg



Lift car dimensions Swinging and folding doors



180kg 225kg 300kg 375kg

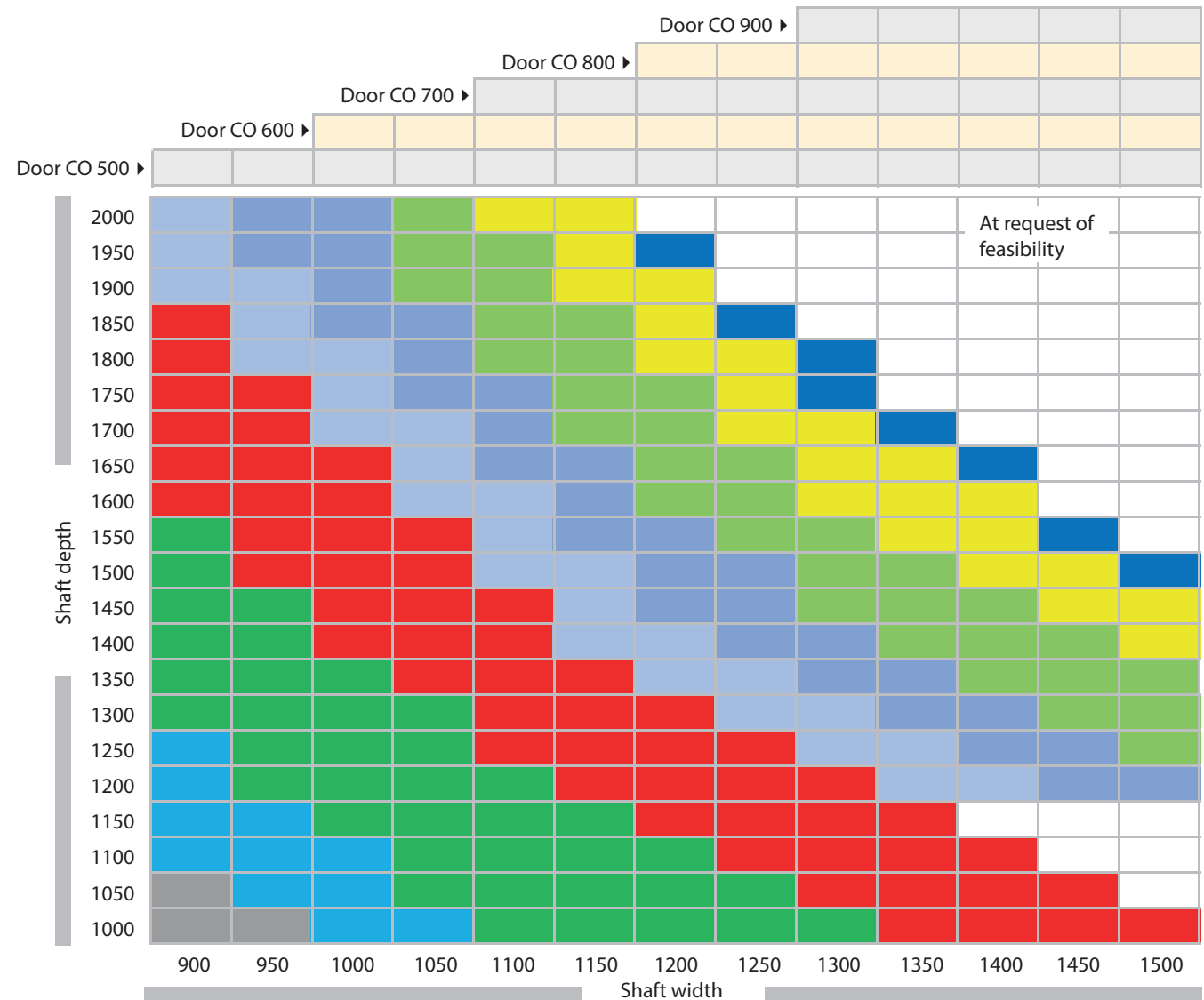
Car width = Shaft width - 270mm

Car depth = Shaft depth - 140mm

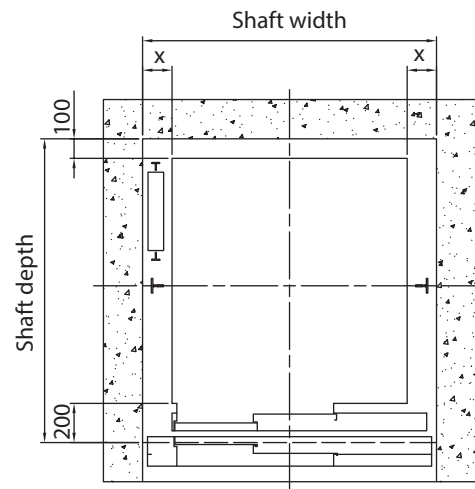
400kg 450kg 525kg 600kg 630kg

Car width = Shaft width - 300mm

Car weight = Shaft weight - 140mm



Lift car dimensions 2 telescopic panel automatic doors



225kg 300kg 375kg

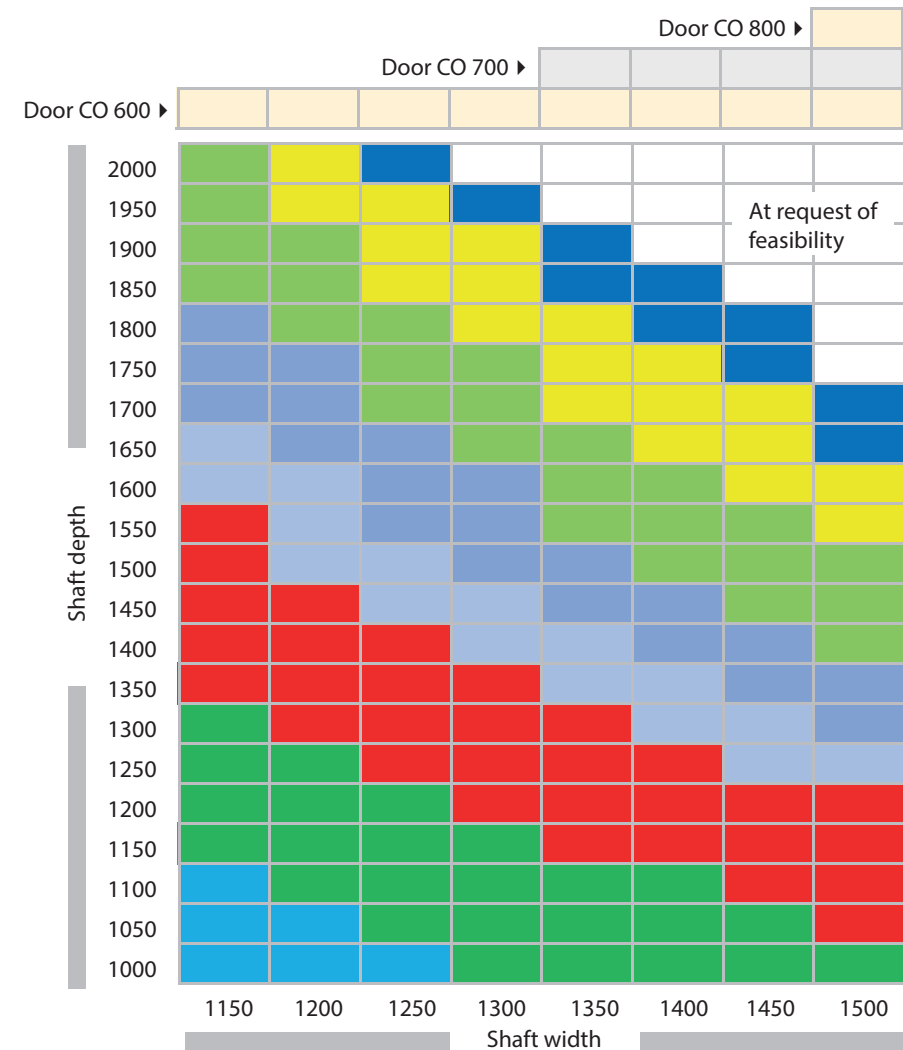
Car width = Shaft width - 270mm

Car depth = Shaft depth - 300mm

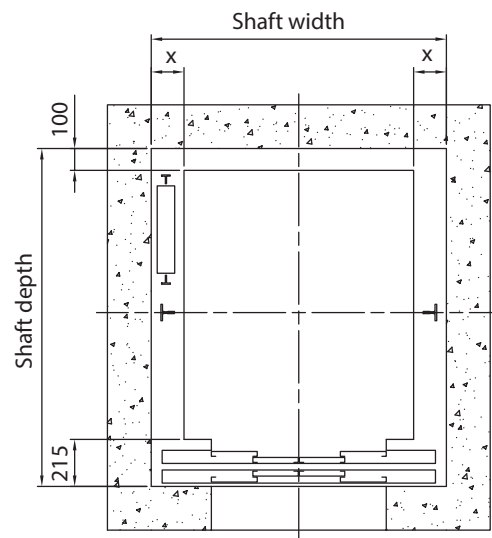
400kg 450kg 525kg 600kg 630kg

Car width = Shaft width - 300mm

Car depth = Shaft depth - 300mm



Lift car dimensions Central opening panels 4 automatic doors



180kg 225kg 300kg 375kg

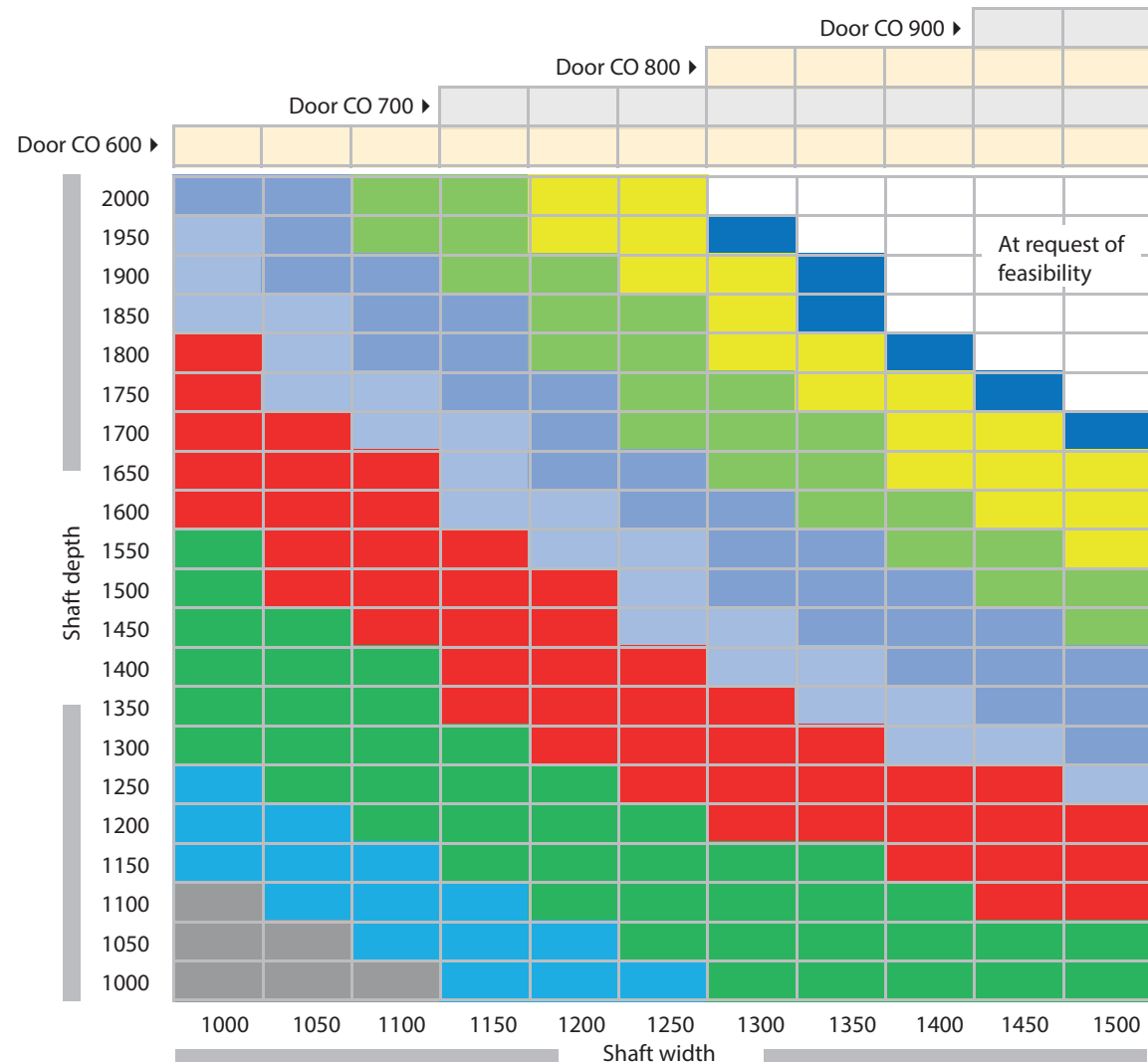
Car width = Shaft width - 270mm

Car depth = Shaft depth - 315mm

400kg 450kg 525kg 600kg 630kg

Car width = Shaft width - 300mm

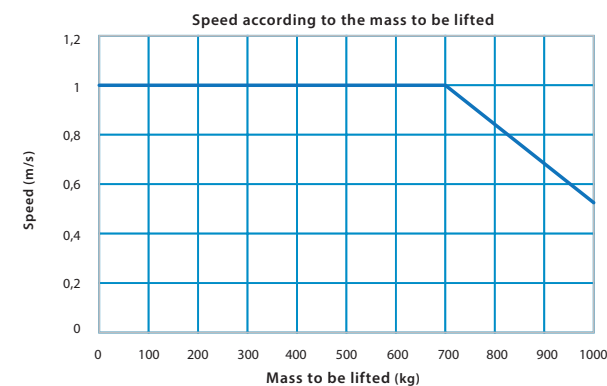
Car depth = Shaft depth - 315mm



VSpace without counterweight

The best product for the creation in the existing buildings

Rated load (maxi)	320 Kg
Number of passengers	from 2 to 4
Speed	1 m/s <i>Speed</i> technology
Maximum travel	30 meters
Suspension	2/1 belt
Number of levels	10 max
Car dimensions	Custom made
Power supply	400 V three-phases
Drive	Gearless 8,5 kW
Position of the machinery	With or without
Height at top level (headroom)	2,600 mm minimum for a lift car height of 2,050 mm
Pit depth	See page 36
Landing doors	Manual or automatic Option of retaining existing door frames
Clearance height	2 000 mm
Clearance	from 500 to 900 mm
Number of service sides	1 side
Door finishing	Primer, stainless steel
Control system	QItouch controller
Shaft detection	SoLIMAX
Options	Glass car and doors



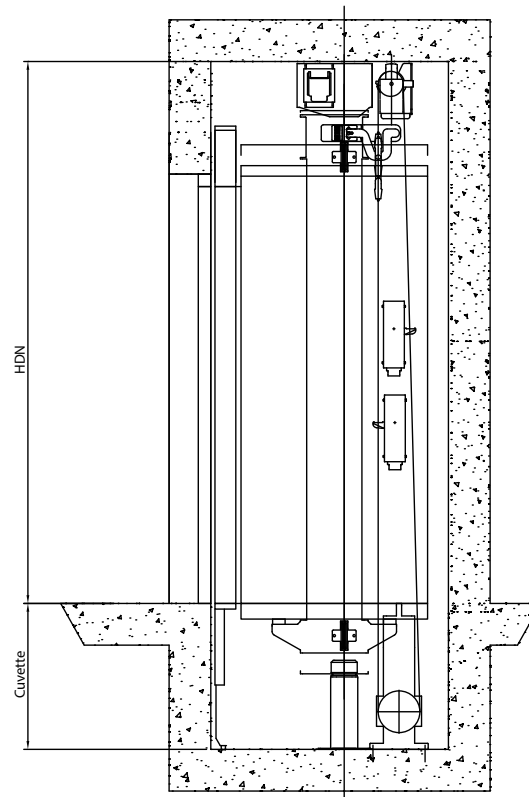
Minimal dimensions of installation

Minimal dimensions of car

Width 500mm or depth 660mm
Height 2050mm

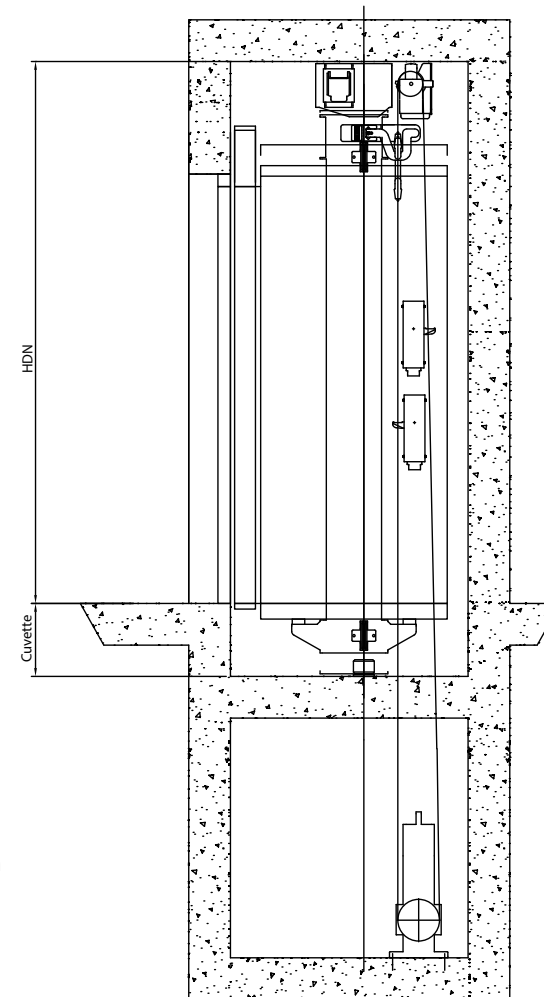
Minimal dimensions of shaft:

Width 700mm or depth 935mm
Height headroom 2600mm
Sets around the car 100mm



Machine in the pit

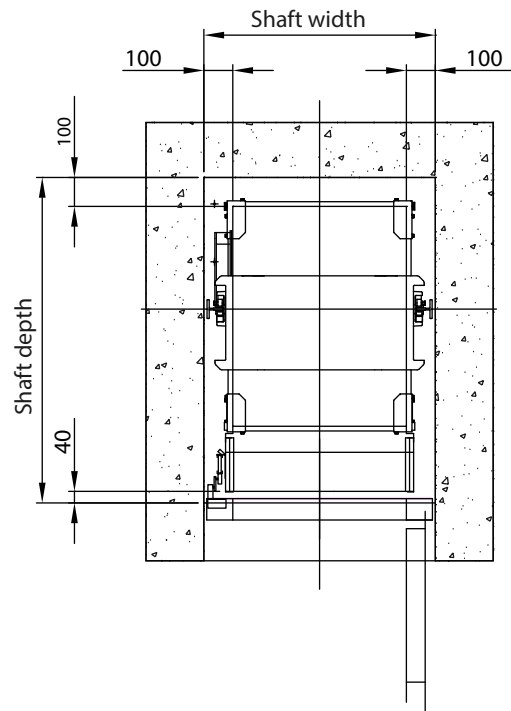
If $700 \leq \text{shaft width} < 900$ pit depth mini 900mm
If shaft width ≥ 900 pit depth mini 700mm



Machine under the pit

Depth mini 350mm

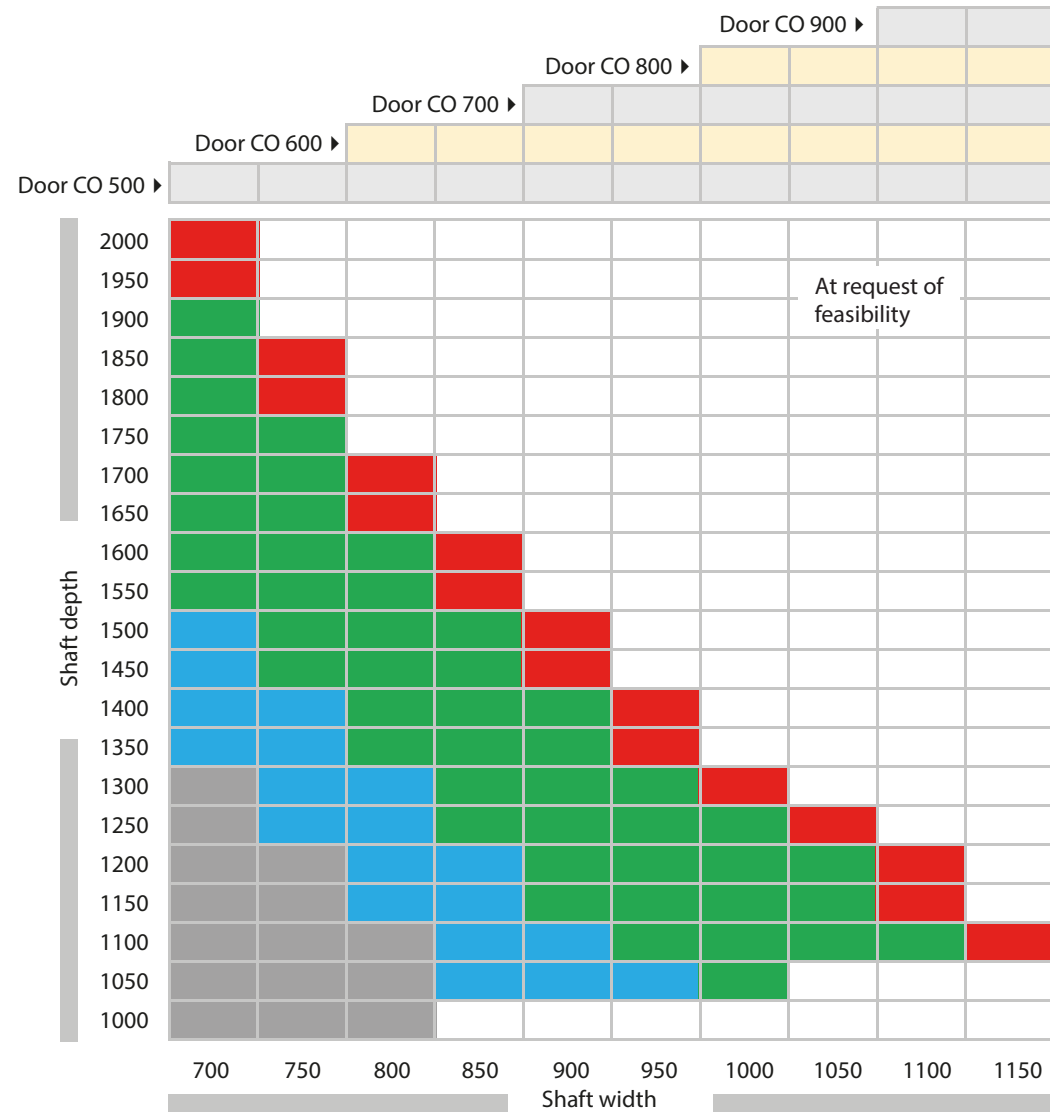
Lift car dimensions Swinging and folding doors



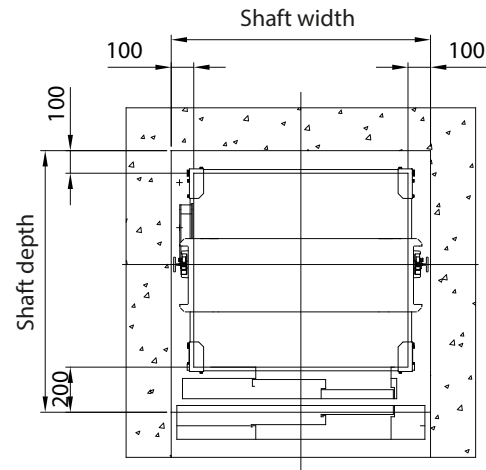
180kg 225kg 300kg 320kg

Car width = Shaft width - 200mm

Car depth = Shaft depth - 140mm



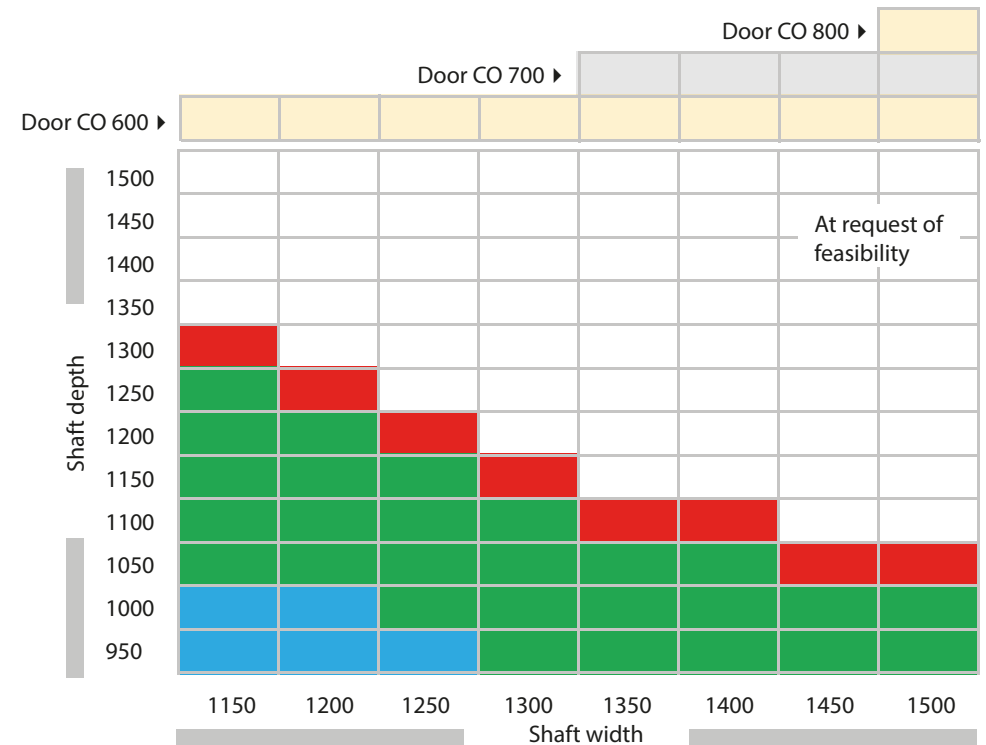
Lift car dimensions 2 telescopic panel automatic doors



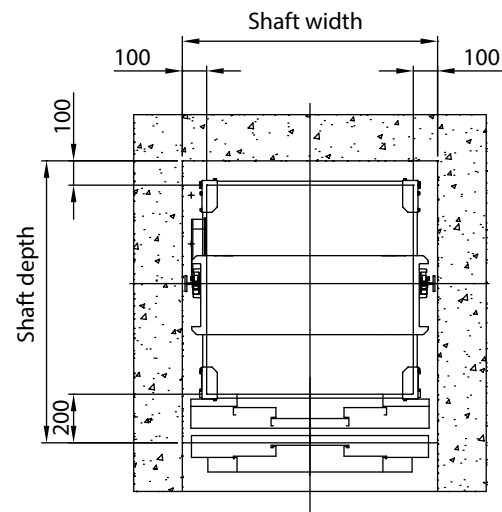
180kg 225kg 300kg 320kg

Car width = Shaft width - 200mm

Car depth = Shaft depth - 300mm



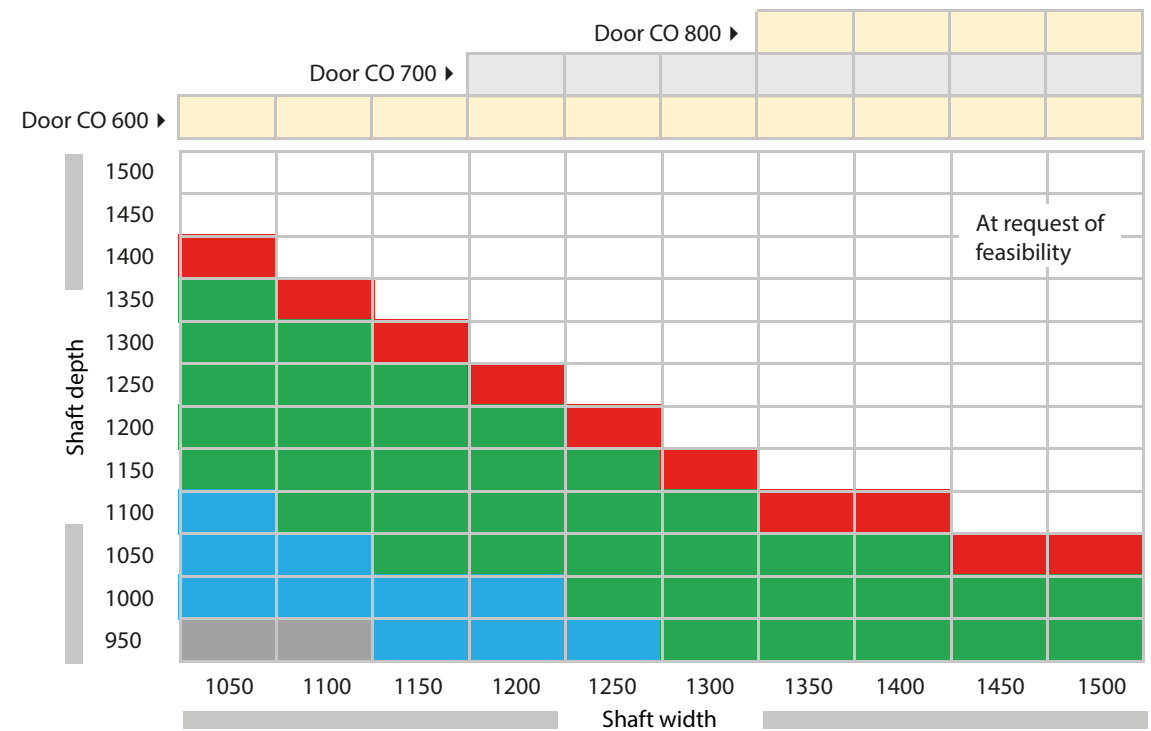
Lift car dimensions Central opening panels 4 automatic doors



180kg 225kg 300kg 320kg

Car width = Shaft width - 200mm

Car depth = Shaft depth - 300mm



Notes VSpace



Head office

11 rue Ampère
26600 Pont de l'Isère
FRANCE

☎ +33(0)4 75 84 86 00
e-mail : accueil@sodimas.fr



www.SODIMAS.com